

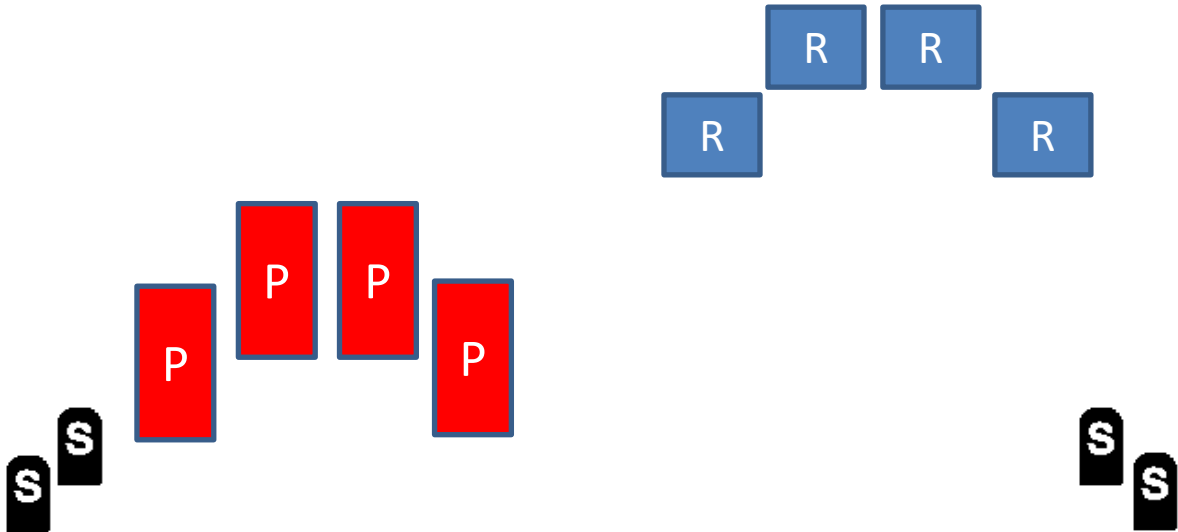


Stage 1



Start


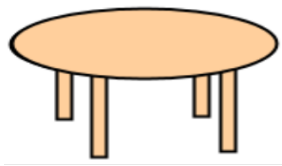
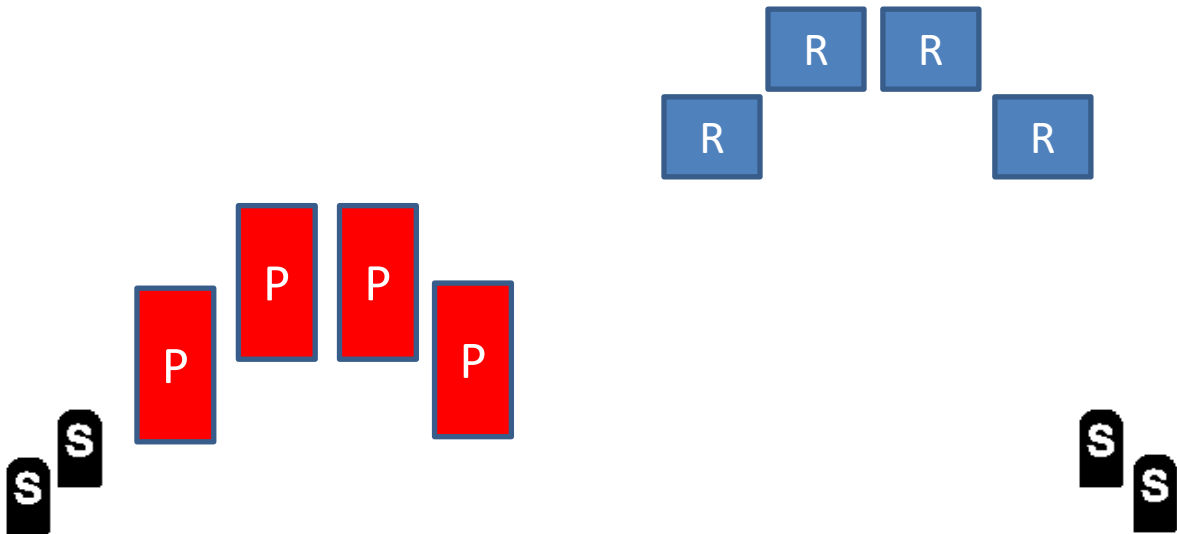
Round Count: Rifle: 10, Pistols: 10, Shotgun: 4+

Staging: Pistols holstered, shotgun staged on either left or right table. Start standing with rifle at cowboy port arms and one foot touching plate.

Line: Someone's in the chimney!

ATB: With rifle, starting on either end, engage rifle targets in a progressive sweep (1 on 1, 2 on 2, 3 on 3, and 4 on 4). Move to either left or right table and make rifle safe. If moving to left table, with pistols engage the pistol targets per the rifle instruction. With shotgun knock down the two shotgun targets on the left, then move to the right table and knock down the two shotgun targets on the right.

Stage 2



Start


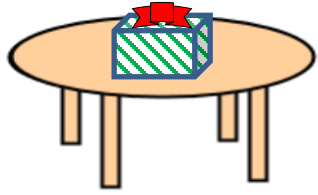
Round Count: Rifle: 10, Pistols: 10, Shotgun: 4+

Staging: Pistols holstered, shotgun staged on right table. Start standing with rifle in hands and one foot touching plate.

Line: Watch it! Reindeer poop!

ATB: With rifle engage rifle targets by first triple taping an inside target, then double tap an outside target, repeat instructions with next five rounds engaging the other two targets. Next move to right table and make rifle safe. With shotgun knock down the two shotgun targets on the right, then take shotgun to left table and make safe. Next with pistols engage pistol targets per rifle instructions. Then with shotgun knock down the two shotgun targets on the left.

Stage 3



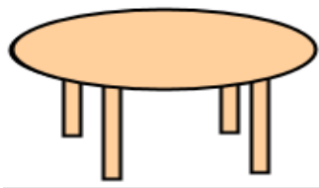
Round Count: Rifle: 10, Pistols: 10, Shotgun: 4+

Staging: Pistols holstered, rifle and shotgun staged on the right table. Start standing behind either left or right table holding gift box in both hands.

Line: I hope something good is in here!

ATB: Place box on table. Guns may be shot in any order as long as rifle isn't shot last. If starting behind left table, with pistols engage pistol targets in two five round Nevada sweeps. Move to right table and with rifle engage rifle targets per pistol instructions. With shotgun knock down the shotgun targets in any order. After use, long guns may be made safe on either table.

Stage 4





Round Count: Rifle: 10, Pistols: 10, Shotgun: 4+

Staging: Pistols holstered, rifle and shotgun staged on the right table. Start standing behind either left or right table both hands on your hat.

Line: Trust me Santa, I've been good! (Kinda)

ATB: Guns may be shot in any order as long as rifle isn't shot last. If starting behind right table, with rifle engage rifle targets with 5 rounds in a 3-1-1 sweep starting from either end. Repeat instructions with the next 5 rounds. With shotgun knock down the shotgun targets in any order. Long guns may be made safe on either table. Move to left table and with pistols engage pistol targets per rifle instructions.

Stage 5



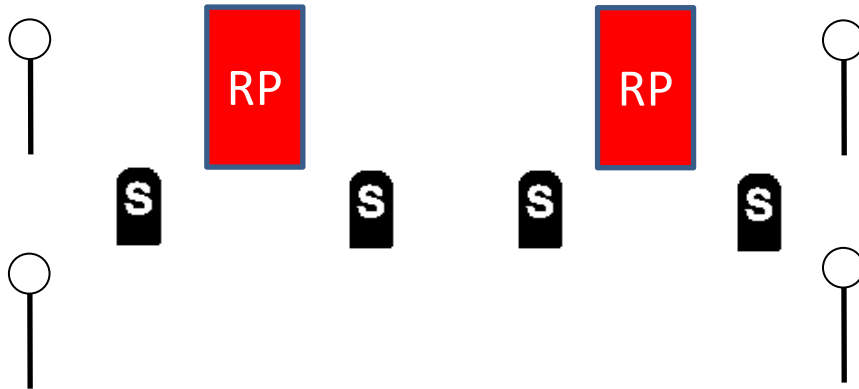
Round Count: Rifle: 10, Pistols: 10, Shotgun: 4+

Staging: Pistols holstered, shotgun staged on table. Start standing with one foot touching the plate with rifle in hands.

Line: Who is jolly now!

ATB: With rifle place four rounds on middle target, then double tap sweep the three targets. Move to table and make rifle safe. Shooter's choice which guns to use next. With pistols engage the targets per the rifle instructions and with shotgun knock down the four shotgun targets in any order.

Stage 6



Round Count: Rifle: 10, Pistols: 10, Shotgun: 4+

Staging: Pistols holstered, rifle and shotgun staged on table. Start standing behind table with both hands touching, but not holding a gun(s).

Line: Merry Christmas!

ATB: Shooters choice of gun order but rifle can't be shot last. With rifle place one round on a small far target and four rounds on a large target, then repeat instructions with the other two targets. Misses on small targets are not counted but will be a 2 second bonus. With pistols engage targets per rifle instructions, except engage the small near targets. With shotgun knock down the four shotgun targets in any order.