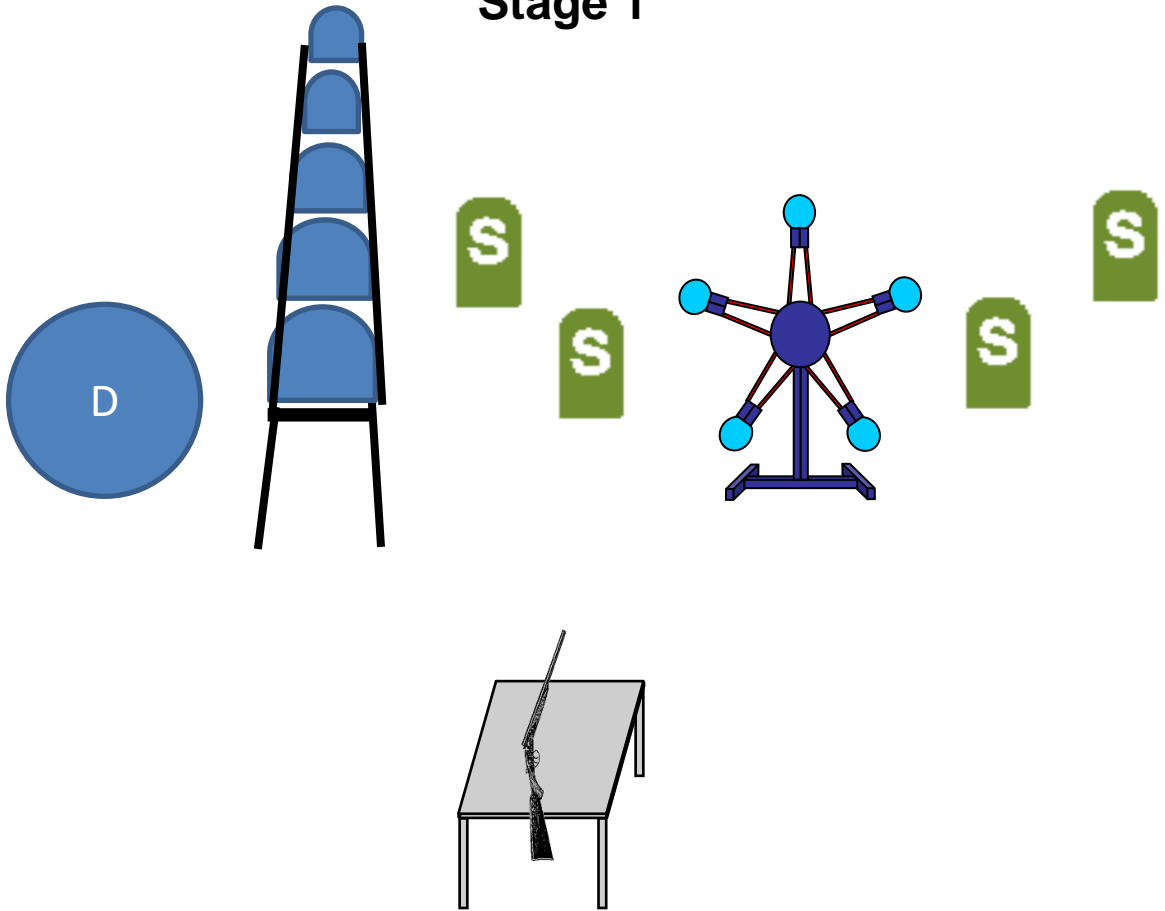


## Stage 1




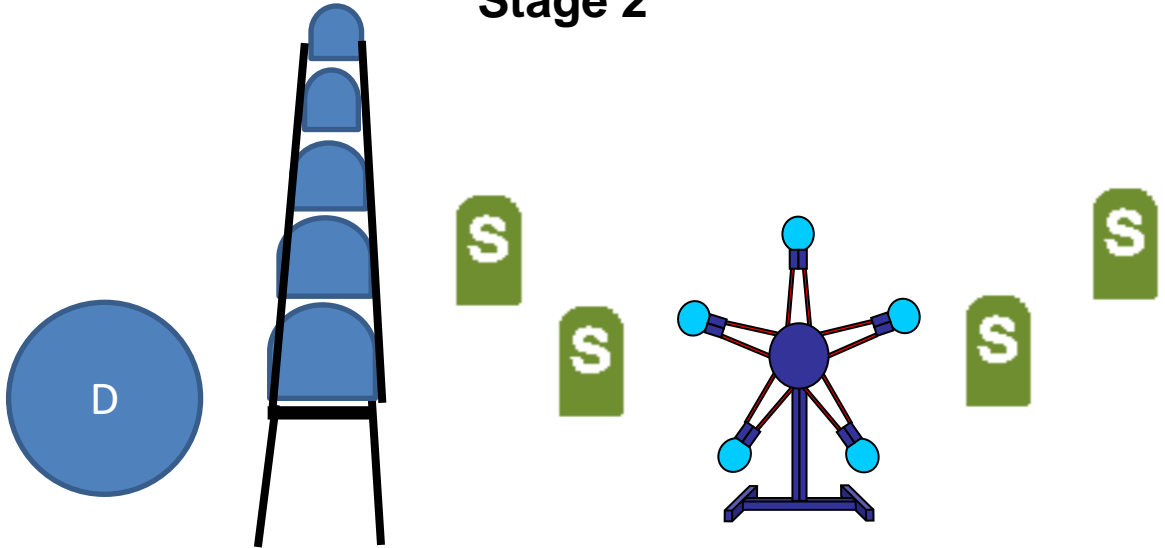
Round Count: Rifle: 10, Pistols: 10, Shotgun: 0+

Staging: Shotgun staged on table, pistols are holstered. Start with rifle in hands, one foot touching start plate.

Line: Knock'em all down!

ATB: With rifle knock down as many plates and knock down targets as you can with 10 rounds. Move to table and repeat instructions with pistols. Anything left standing may be shot with shotgun. Only plates or targets left standing will count as misses. Any pistol rounds not needed to engage knockdowns/plates will be placed on the dump target, misses will not count.

## Stage 2



Start


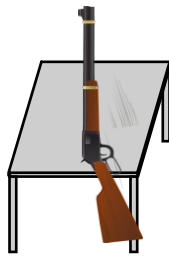
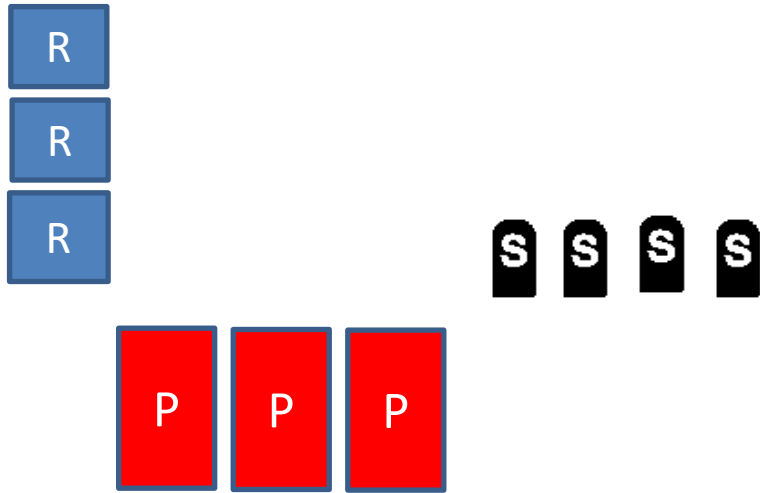
Round Count: Rifle: 10, Pistols: 10, Shotgun: 4+

Staging: Shotgun staged on table, pistols are holstered. Start with rifle at cowboy port arms, one foot touching start plate.

Line: Take that; you scalawag!

ATB: With rifle knock down the five tombstone rack targets and place any remaining rounds on dump target. Only plates left standing or misses on the dump target will count. Move to table and make rifle safe. Next with pistols engage the Texas star per the rifle instructions, except star plates may be made up with the shotgun. Finish with shotgun by knocking down the four shotgun targets in any order and any plates left on the star (but not the tombstone rack).

## Stage 3



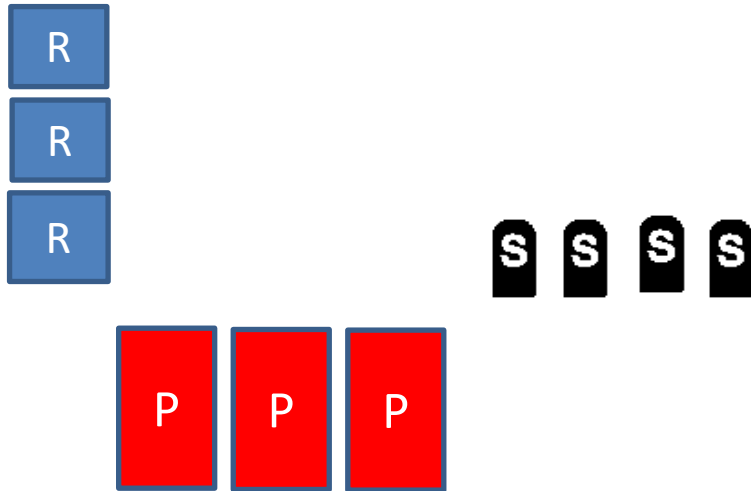
Round Count: Rifle: 9, Pistols: 10, Shotgun 4+

Staging: Rifle staged on left table; pistols are holstered. Start standing in front of either right or left table, hands on hat. Gun order is rifle not last.

Line: Let's roll!

ATB: With rifle, starting on either end, triple tap sweep the three rifle targets. With pistol engage the pistol targets with at least 3 rounds on each target. With shotgun knock down the four shotgun targets in any order.

## Stage 4



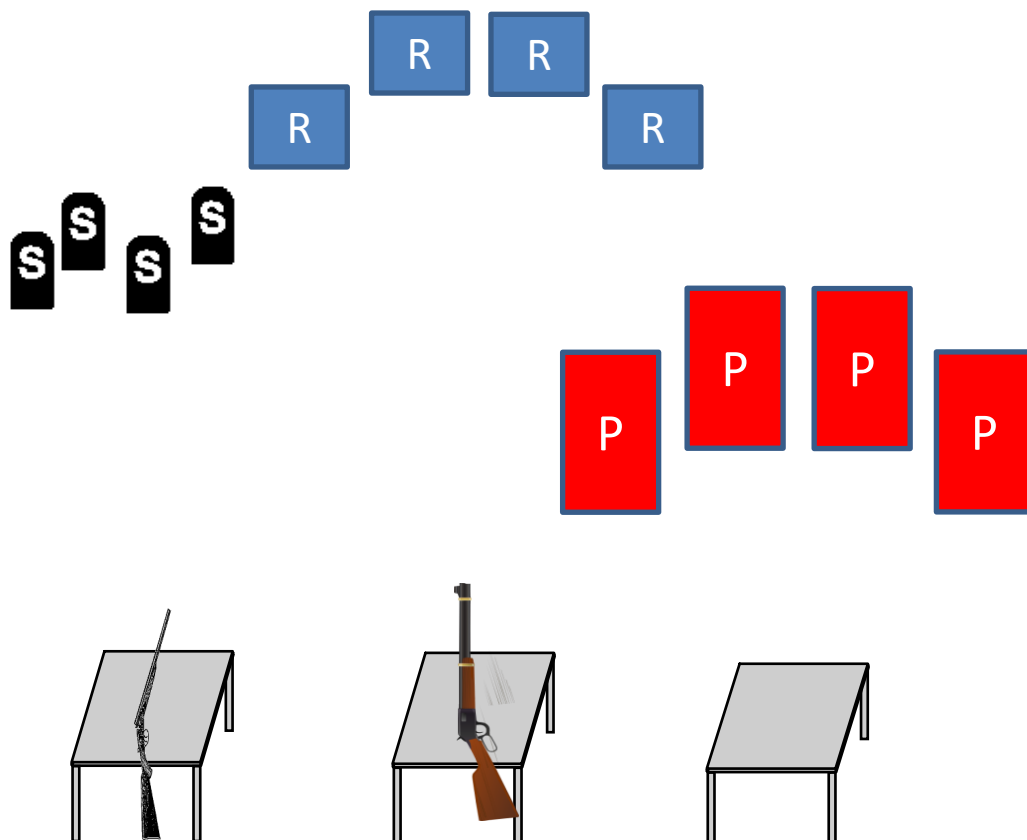
Round Count: Rifle: 10, Pistols: 10, Shotgun 4+

Staging: Rifle staged on left table; pistols are holstered. Start standing in front of either right or left table, hands at low surrender. Gun order is rifle not last.

Line: Ye Haw!

ATB: With rifle, starting on either end, sweep the three rifle targets, then double tap the middle target, repeat instructions with next five rounds. With pistol engage the pistol targets per the rifle instructions. With shotgun knock down the four shotgun targets in any order.

## Stage 5



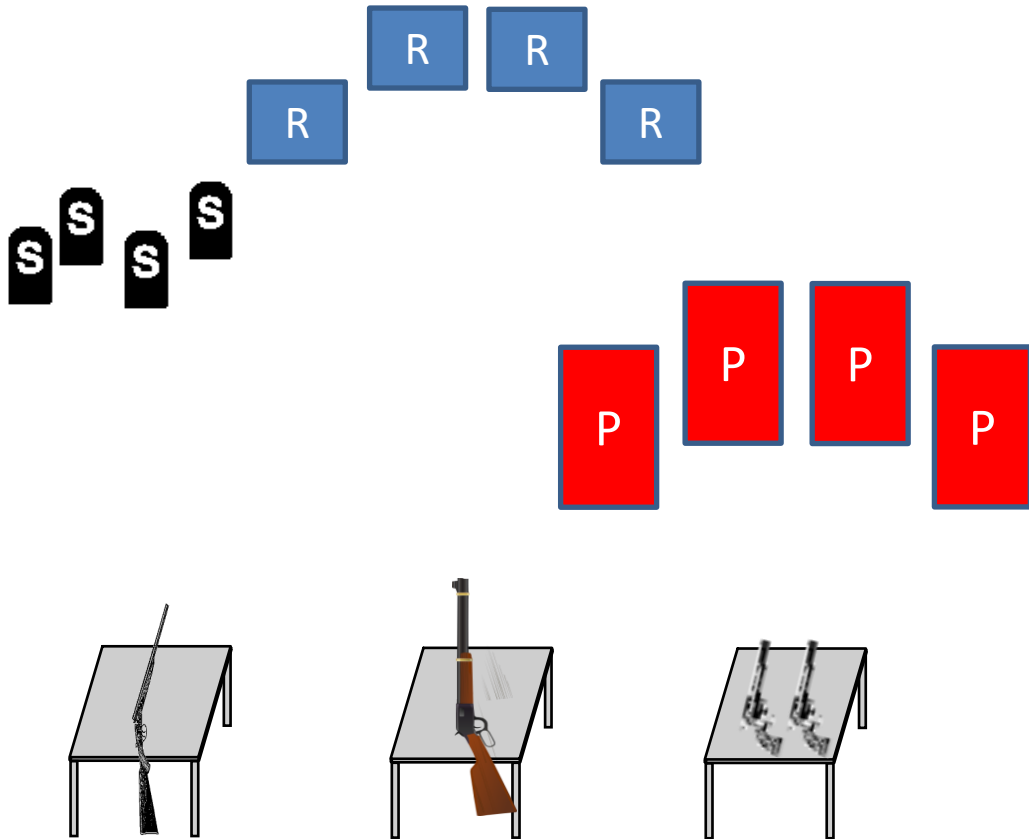
Rifle = 10, Pistols = 10, Shotgun = 4+

Staging: Pistols holstered, rifle staged on middle table and shotgun on left table. Start at middle table, both hands on table, not touching the rifle.

Line: Don't talk, shoot!

ATB: Pickup rifle and engage the rifle targets by first alternating for five rounds between either the two inside or two outside targets, then repeat instructions with the other two targets. Move to table of choice, if going to the right table, engage the pistol targets per the rifle instructions. Move to left table and with shotgun knock down the four shotgun targets in any order.

## Stage 6



Rifle = 10, Pistols = 10, Shotgun = 4+

Staging: Pistols staged on right table, rifle on middle table and shotgun on left table. Start behind table of choice, hands loose at side.

Line: Woe Nelly!

ATB: If starting at left table, which the shotgun knock down the four shotgun targets in any order. Make shotgun safe, may take with you. With rifle engage the rifle targets in a regressive sweep (i.e. 4 on T1, 3 on T2, 2 on T3, 1 on T4). Make rifle safe, may take with you. Move to right table and with pistols engage pistol targets per rifle instruction. After use pistols may be holstered or left on table.