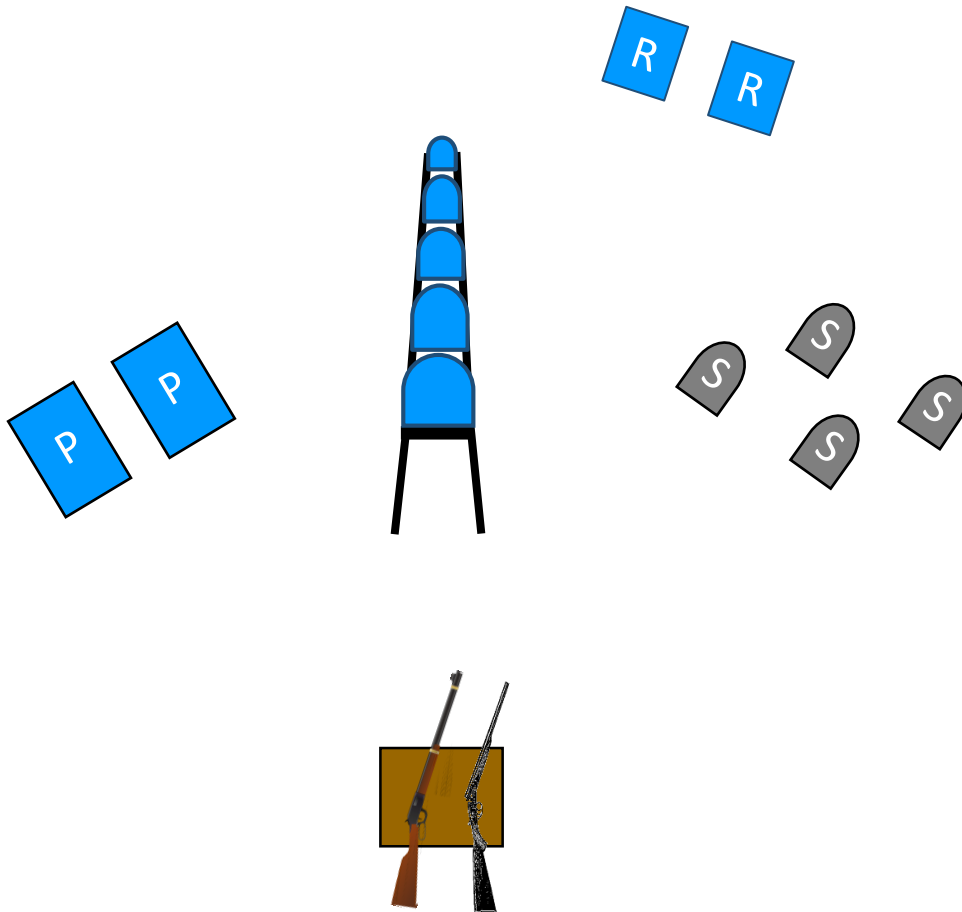


Stage 1 - Bay 8



Rifle = 10, Pistols = 10, Shotgun = 4+

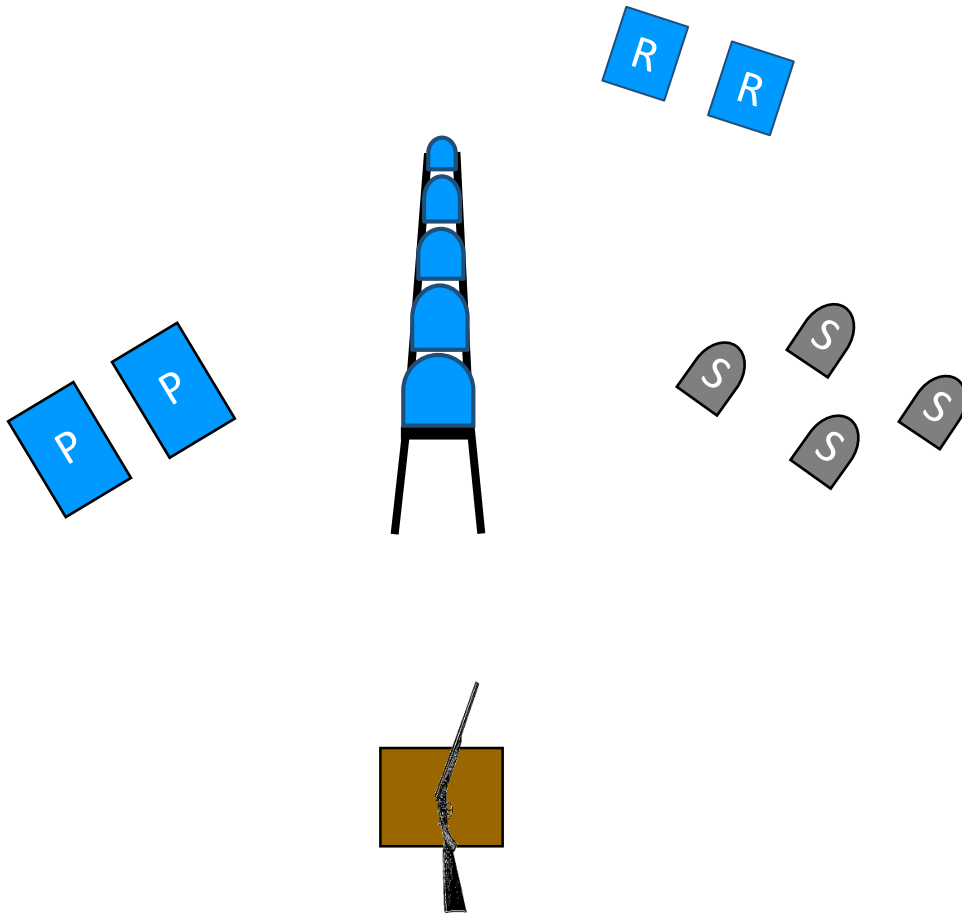
The elections for the next town mayor are two years away, and some seedy candidates are already crawling out of the woodwork to get their names and faces known to folks. Whooooeee, there's a lot of worms in that wood!

Staging: Pistols holstered, rifle and shotgun staged on table. Shooter starts standing behind table with hands on pistols. Guns may be shot in any order as long as rifle isn't shot last.

Line: Ya'll crawl back in!

ATB: With first pistol place 3 rounds on one static pistol target and 2 rounds on plate rack targets. With second pistol place 3 rounds on other static pistol target and 2 rounds on plate rack targets. With rifle knock down remaining plate rack target(s), then alternate between static rifle targets with remaining rounds. With shotgun knock down the 2 front shotgun targets and then the 2 back shotgun targets.

Stage 2 - Bay 8



Rifle = 10, Pistols = 10, Shotgun = 4+

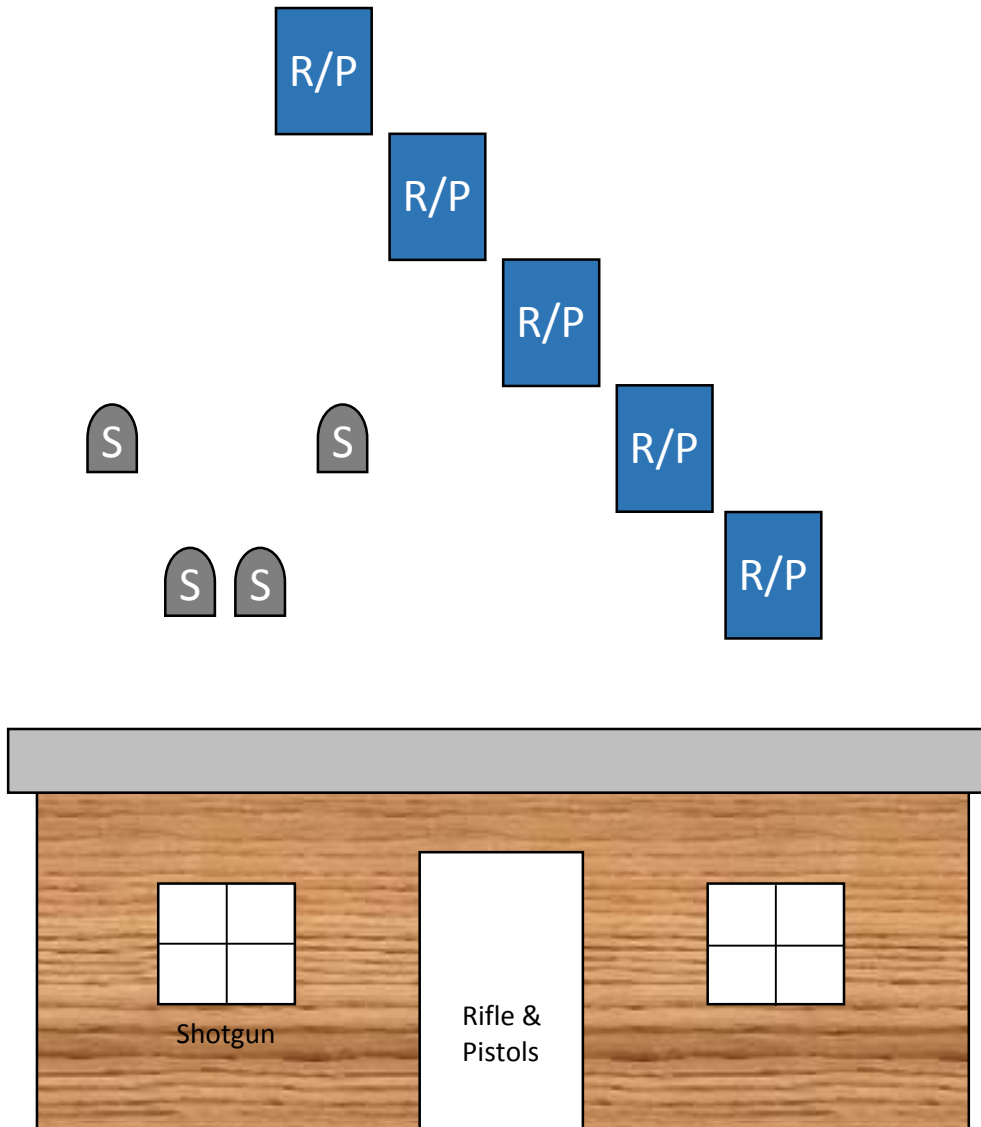
Lots of folks like the current mayor, and he has worked hard in his own unique way to make the town better. However, ever since they brought that newfangled telegraph in, he's been constantly running down there and sending way too many telegrams.

Staging: Pistols holstered and shotgun staged on table. Shooter starts standing behind table with rifle at cowboy port arms. Rifle must be shot first, but shooter's choice with order of pistols and shotgun.

Line: Cut the wires!

ATB: With rifle engage the plate rack targets with 2 rounds, then engage the static rifle targets by alternating between them with double taps. Make rifle safe on table. With pistols knock down plate rack targets still standing, then place remaining rounds on one or both of the static pistol targets. With shotgun knock down the 4 shotgun targets in any order. If needed, shooter has the option of using the shotgun at any time to knock down any plate rack targets still standing.

Stage 3 - Bay 7



Rifle = 10, Pistols = 10, Shotgun = 4+

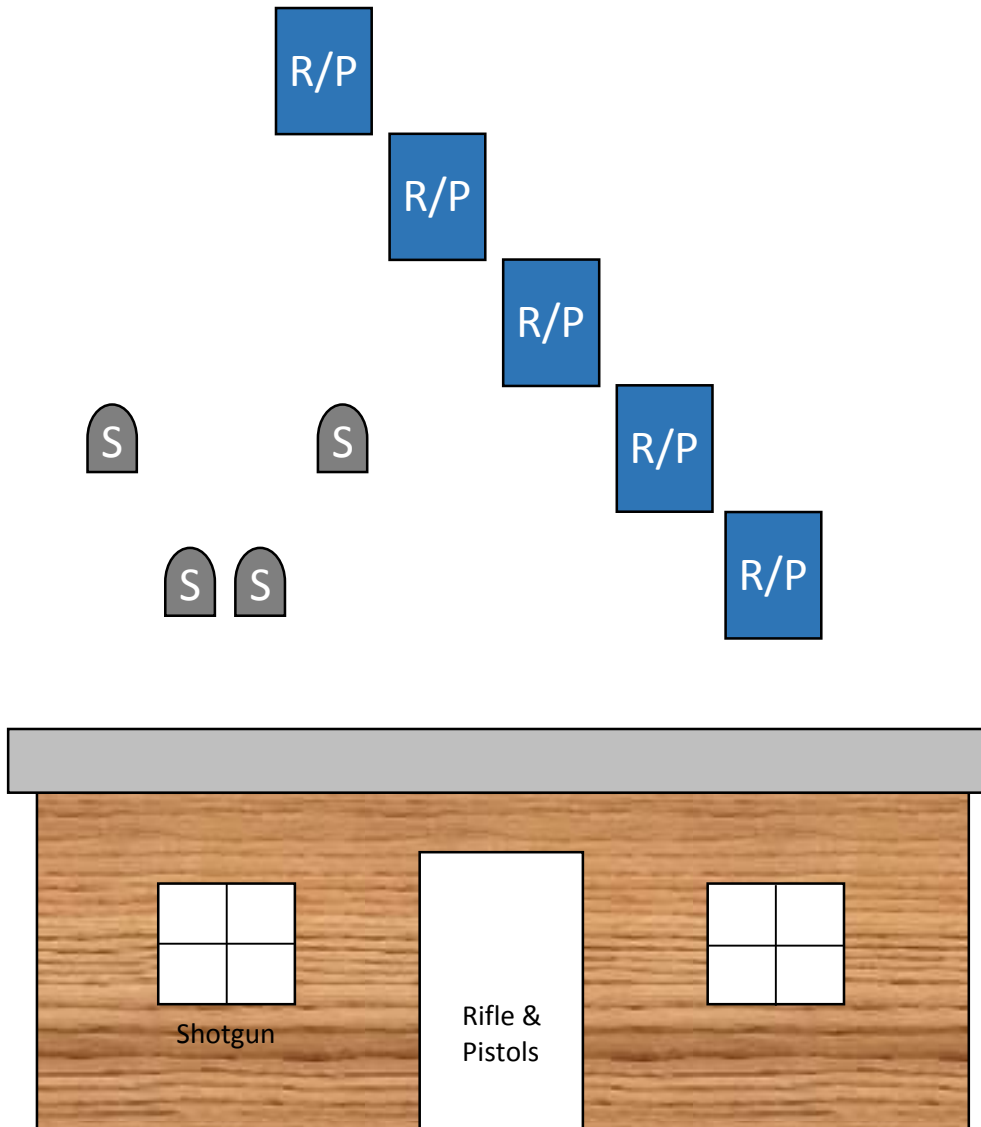
Ever since a nasty range war some time back, the town across the lake has been a mite disagreeable, and now they've gone and built a big cannon that just might be able to drop a round in your town square. Why, their funny haired mayor "Little Cannon Man" must be plain loco!

Staging: Pistols and rifle staged on table in doorway. Shotgun staged on left window shelf. Shooter starts standing at location of choice. Guns may be shot in any order as long as rifle isn't shot last.

Line: Don't point that thing over here!

ATB: With rifle and pistols shooter must place at least 3 rounds on each target. After shooting pistols, they may be holstered or returned to table. With shotgun knock down the shotgun targets in any order.

Stage 4 - Bay 7



Rifle = 10, Pistols = 10, Shotgun = 4+

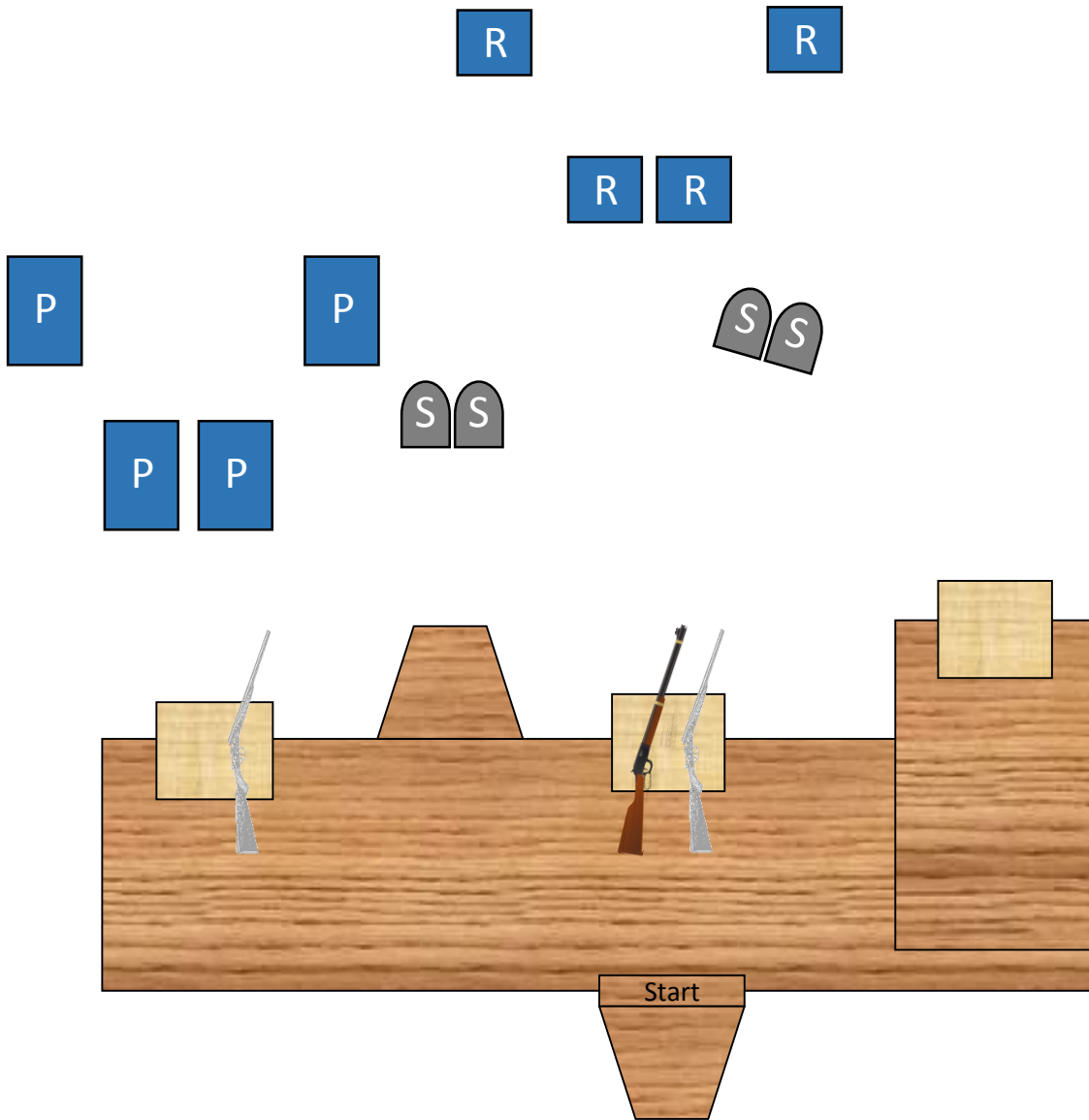
Some of the kids in the town school admittedly aren't gonna grow up to design cannons, but the school marm is working hard to teach 'em their three Rs even better this year. Now, you've just heard that some lowdown varmint is running around the school yard acting crazy and waving a gun.

Staging: Pistols holstered, rifle staged on table in doorway and shotgun staged on shelf in left window. Shooter starts standing between left window and doorway facing the wall with both hands touching the wall. Guns may be shot in any order as long as rifle isn't shot last.

Line: I'll show you some education reform!

ATB: With rifle and pistols shooter must place 4 rounds on each target. With shotgun knock down the shotgun targets in any order.

Stage 5 - Bay 6



Rifle = 10, Pistols = 10, Shotgun = 4+

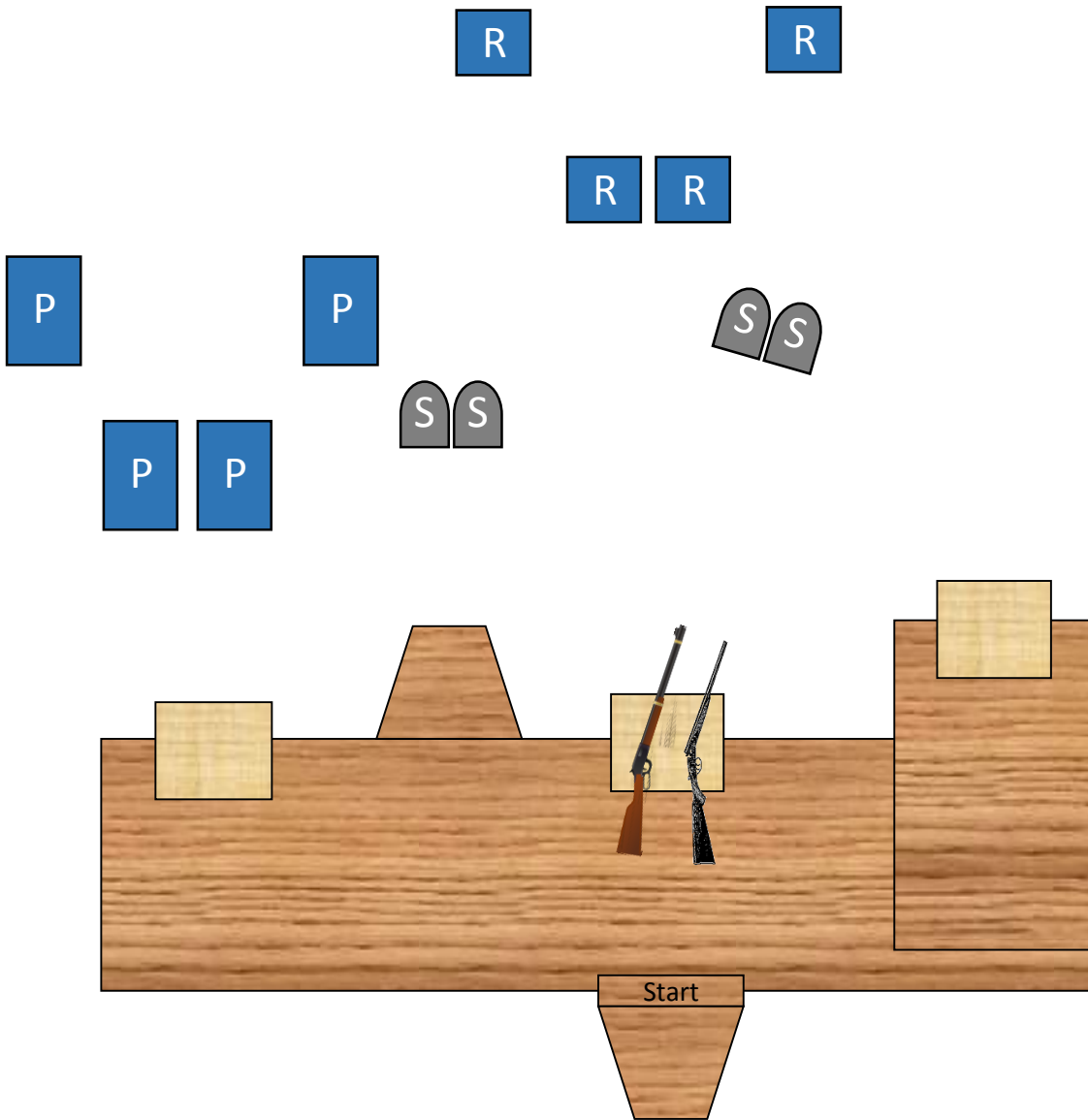
Well, with the days getting warmer and longer, lo and behold it looks like spring has sprung!

Staging: Pistols holstered, rifle staged on right table and shotgun staged on either left or right table. Shooter starts standing in the office doorway leaning against either side of door frame. Guns must be shot either [pistols-shotgun-rifle-shotgun] or [rifle-shotgun-pistols-shotgun].

Line: "Aaaaaaa Choo!"

ATB: Move to table of choice. If shooting pistols first from behind left table, place 1 round on each end target and 4 rounds on each center target. With shotgun, from anywhere behind or between the two tables, knock down the left 2 shotgun targets (next to pistol targets). Make shotgun safe on right table. With rifle engage rifle targets per pistol instructions. Make rifle safe on table, then with shotgun knock down the right 2 shotgun targets.

Stage 6 - Bay 6



Rifle = 10, Pistols = 10, Shotgun = 4+

The water level in our wells is getting lower each year, but the fine folks in the state office say not to worry about that new mining company that wants to drill for even more of it in their latest venture.

Staging: Pistols holstered, rifle and shotgun staged on right table. Shooter starts standing behind table of choice making circular motions with one hand and other hand in position of choice. Guns may be shot in any order as long as rifle isn't shot last.

Line: "I'll show you some drilling!"

ATB: If starting at right table, with rifle double tap sweep the targets starting on either end, then place one shot on each of the center targets. Make rifle safe on table. With shotgun, from anywhere behind or between the two tables, knock down the four shotgun targets. From behind left table with pistols engage pistol targets per rifle instructions.